

# SD PANEL

**PANEL SIZE:** 12" x 96" (8 SQFT PER PANEL)

**SPACING/COMPATIBILITY:** 3" SPACING (INDUSTRY STANDARD)

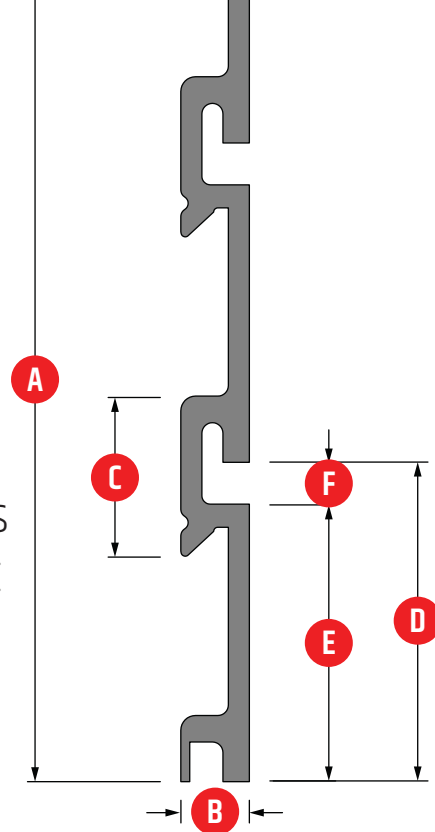
**THICKNESS:** 0.63"      **WEIGHT:** 11.25 lbs      **CAPACITY:** 250 lbs

\*Capacity is 250lbs per square foot when using installation strips on 16-inch stud centres.  
Capacity reduces to 85lbs per square foot when using screws only on 16-inch stud centres.

**PIECES PER BOX:** 4 PCS (32 SQFT PER BOX)

**BOX WEIGHT:** 44 lbs      **\$/SQFT:** \$12.20      **\$/BOX:** \$390

**OPEN BOX PRICE:** \$100/single sheet




## DIMENSIONS

- A HEIGHT:** 12" (304.8mm)
- B THICKNESS:** 5/8" (15.9mm)
- C STEP/WEDGE:** 1-1/2" (38mm)
- D SLAT+SLOT:** 3" (76.2mm)
- E SLAT SIZE:** 2-5/8" (66.7mm)
- F SLOT SIZE:** 3/8" (9.5mm)


## PRIMARIES



**WEATHERED GREY**  
**PART #:** 8-SD-WG-12  
**STOCK:** YES



**BRITE WHITE**  
**PART #:** 8-SD-BW-12  
**STOCK:** YES



**MIDNIGHT BLACK**  
**PART #:** 8-SD-MB-12  
**STOCK:** YES

## FAUX WOODS



**BARN WOOD**  
**PART #:** 8-SD-BWG-12  
**STOCK:** YES



**WHITE WOOD**  
**PART #:** 8-SD-WW-12  
**STOCK:** YES



**RUSTIC CEDAR**  
**PART #:** 8-SD-RC-12  
**STOCK:** YES

## METALLIC & OTHER



**GRAPHITE STEEL\***  
**PART #:** 8-SD-GS-12  
**STOCK:** YES



**SILVER\***  
**PART #:** 8-SD-SLV-12  
**STOCK:** YES

\*NOTE: Our Graphite Steel and Silver finishes are a unique metallic surface treatment, very similar to that found on an automobile. The substructure is solid PVC as are all StoreWALL wall panels. Please note the metallic effect is only on the surface and if gouged deep enough, just like an automobile, the gouge may show. Thus we encourage reasonable care and handling be exercised when choosing our Graphite Steel and/or Silver wall panels.